

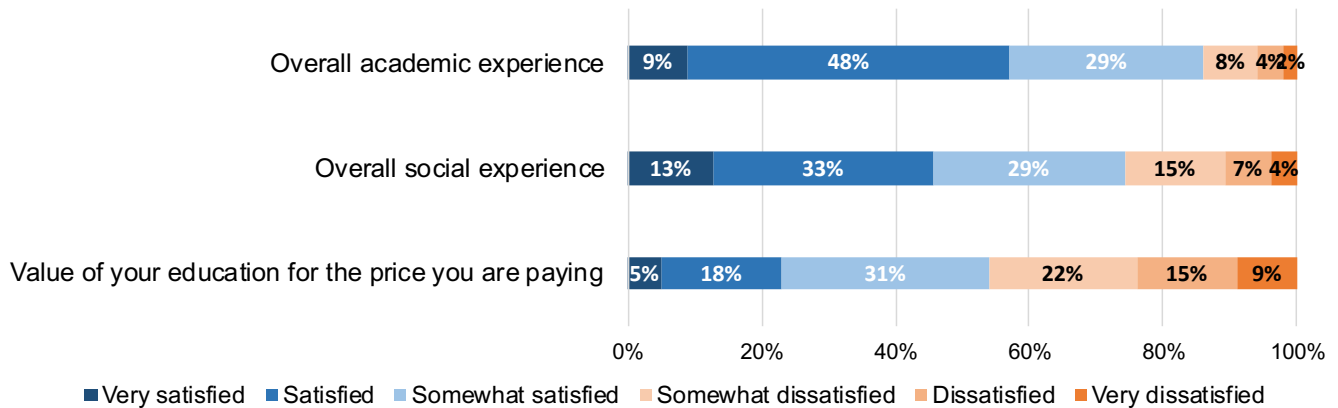
UC SANTA CRUZ

Early Findings from the 2024 UC Undergraduate Experience Survey

The 2024 University of California Undergraduate Experience Survey (UCUES) was held at UC Santa Cruz from April 2 to June 9, 2024. More than 3,900 students participated (23% response rate). Results were weighted to account for differences by student demographics in response rates.

Students are more satisfied with the academic experience and social experience at UC Santa Cruz, and less satisfied with the value of education for the price

How satisfied or dissatisfied are you with the following aspects of your university experience/education?



Most students felt career considerations were important in deciding on a major

Among students who had declared a major:

Were the following factors very important to you in deciding on your major?

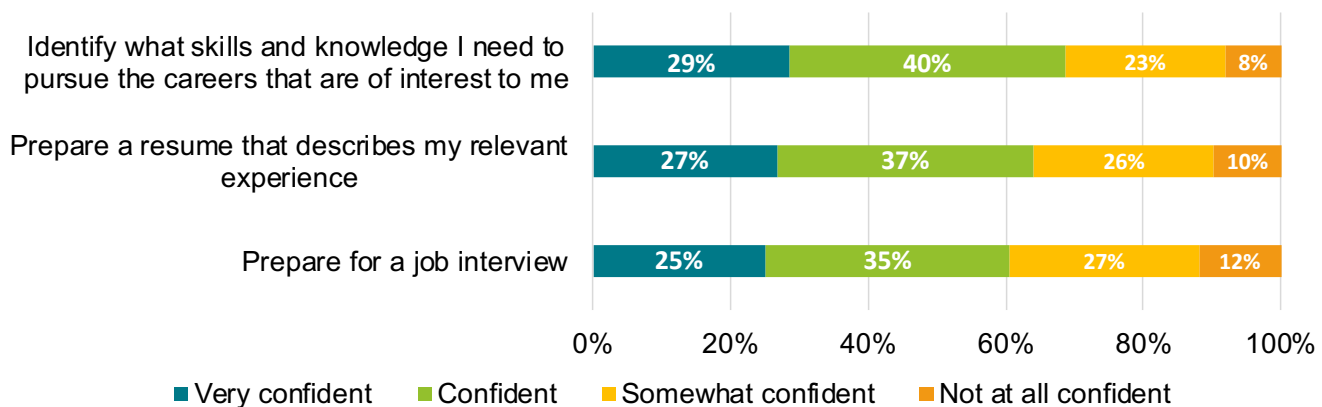
Percent selecting each item:

- 73%** Prepares me for a fulfilling career
- 46%** Leads to a high paying job
- 51%** Prepares me for graduate/professional school

Most graduating students felt confident in skills needed for finding employment

Among students who were about to graduate:

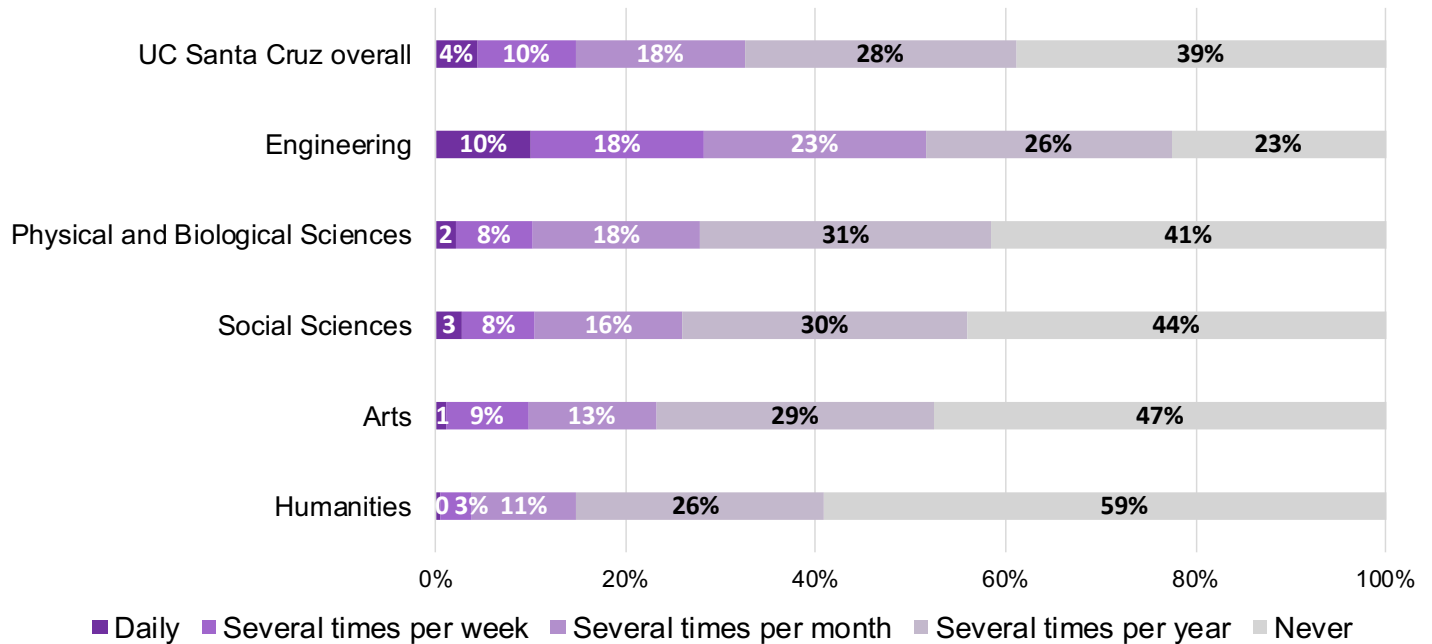
How confident are you in your ability to do each of the following?



Students' use of artificial intelligence tools varied by academic division

Students in the **Arts Division**, **Physical and Biological Sciences**, and **Social Sciences** were similar to each other and to the campus overall. 1 in 10 **Engineering** students used AI tools daily; 3 in 5 (59%) **Humanities** students generally never used artificial intelligence tools.

Generative artificial intelligence (AI) tools like ChatGPT are becoming more common in academic settings. During this academic year, how often have you used such tools?



Most students were satisfied with access to faculty and to academic advising

Overall, how satisfied or dissatisfied are you with each of the following aspects of your educational experience?

Percent selecting "somewhat satisfied" to "very satisfied":

72% Access to academic advising

82% Access to faculty outside of class

Thinking back on the advising support you received, during this academic year, please indicate to what extent you agree or disagree that advisor(s):

Percent selecting "somewhat agree" to "strongly agree":

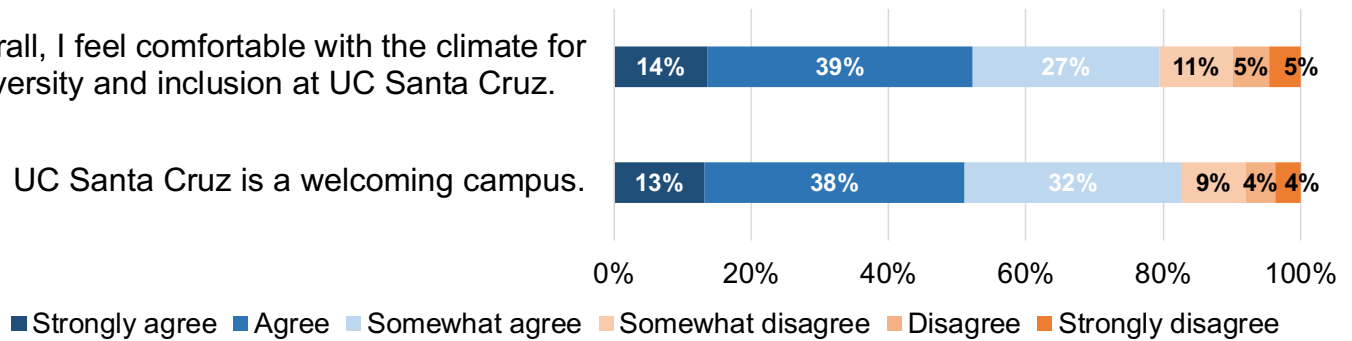
90% Provided clear information

82% Offered sufficient in-person meeting times

Most students felt comfortable with the campus climate overall

Overall, I feel comfortable with the climate for diversity and inclusion at UC Santa Cruz.

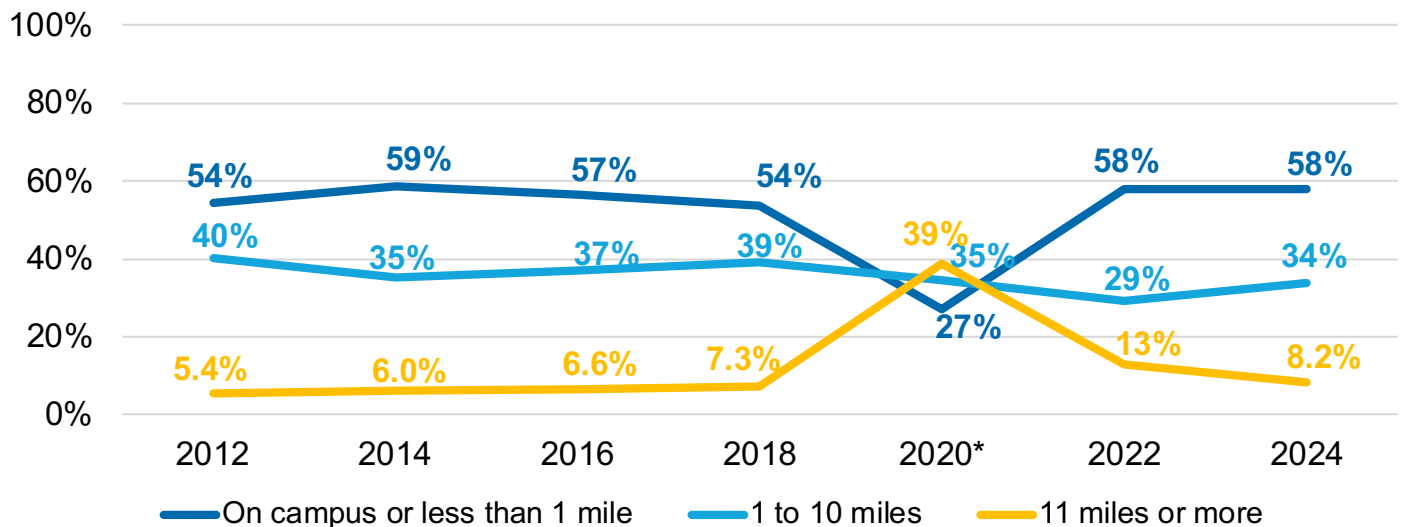
UC Santa Cruz is a welcoming campus.



Student housing patterns have largely returned to pre-pandemic patterns, but over the years more students have been living farther from campus

The percentage of undergraduate students in 2024 living **11 or more miles** from campus was lower than in 2020 and 2022, but higher than in the years between 2012 and 2018.

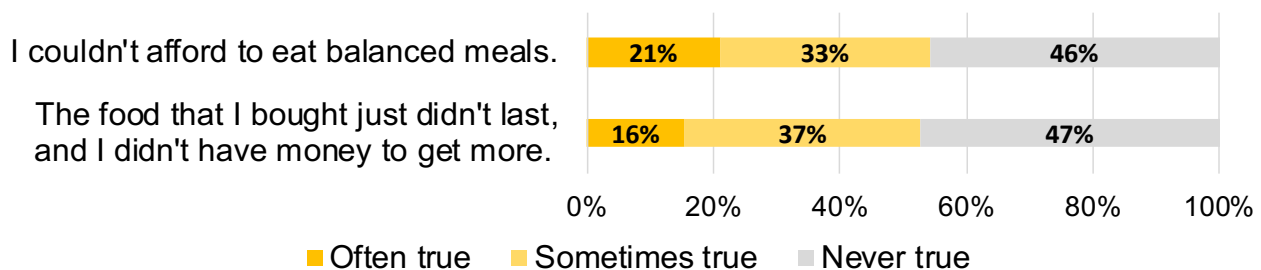
How far do you live from campus?



* For 2020, the survey was conducted during the period of remote spring instruction and early summer. Responses in 2020, 2022, and 2024 were weighted.

Many students are facing challenges with food security

For the following statements, please say whether the statement was never true, sometimes true, or often true for you in the last 12 months:



For more information about the University of California Undergraduate Experience Survey and for additional results, please write to UC Santa Cruz Institutional Research, Analytics, and Planning Support at iraps@ucsc.edu.